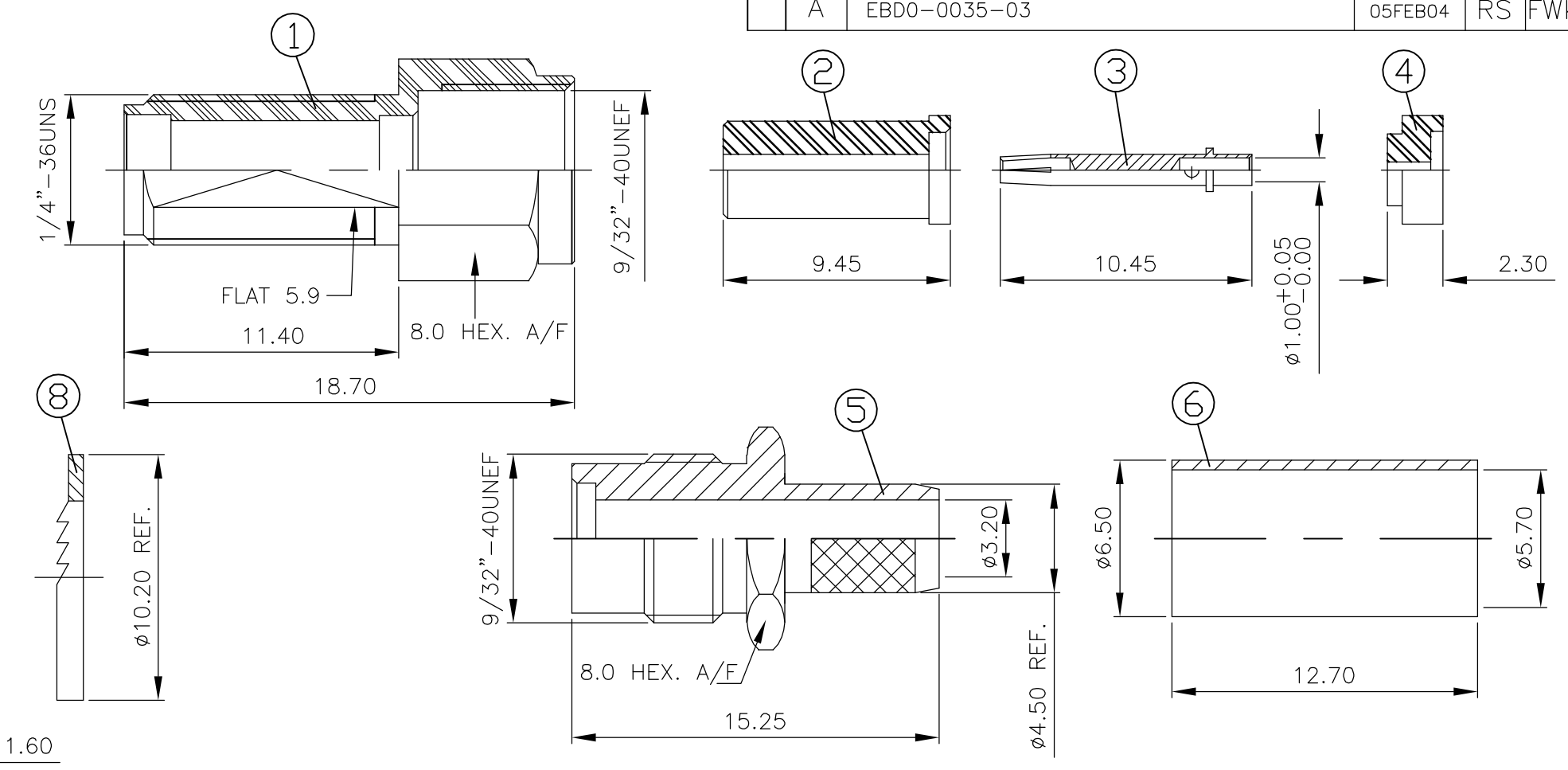


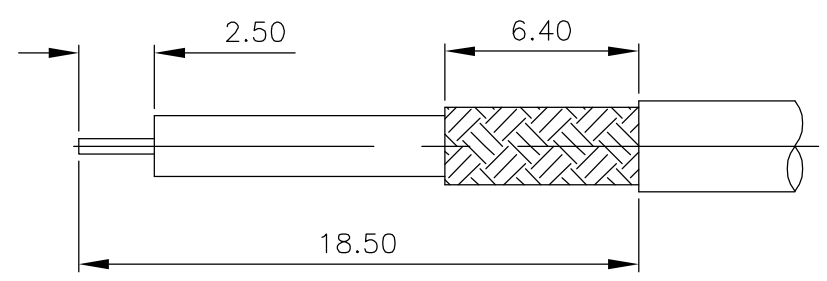
THIS DRAWING IS UNPUBLISHED. RELEASED FOR PUBLICATION APRIL, 2004.  
 © COPYRIGHT 2004 BY TYCO ELECTRONICS CORPORATION. ALL RIGHTS RESERVED.

LOC	DIST	REVISIONS					
E	B	P	LTR	DESCRIPTION	DATE	DWN	APVD
		A		EBD0-0035-03	05FEB04	RS	FWK

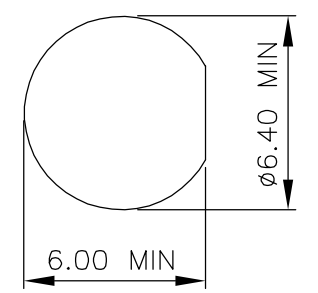
- NOTES:
- 1 SINGLE PACK IN ACCORDANCE WITH SPEC 107-3275
  - 2 100 TRAY PACK IN ACCORDANCE WITH SPEC 107-3275
  - 3 0.08µm Au PLATING OVER 1.27µm Ni PLATING
  - 4 0.76µm Au PLATING OVER 1.27µm Ni PLATING OVER 0.76µm Cu PLATING
  - 5 PASSIVATED
  - 6 PLATING AS PER BODY, EXCEPT FOR PASSIVATED WHICH IS NICKEL PLATED
  - 7 HAND TOOL 9-1478240-0
  - 8 DIE SET 9-1478242-0
  - 9 FOR TECHNICAL DATA REFER TO YOUR LOCAL TYCO ELECTRONICS SALES OFFICE
  - 10 ALL DIMENSIONS ARE NOMINAL FOR REFERENCE ONLY UNLESS OTHERWISE STATED



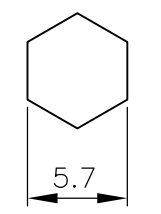
RECOMMENDED CABLE STRIPPING DIM'S



RECOMMENDED MOUNTING HOLE DIM'S



RECOMMENDED CRIMP SLEEVE A/F HEX



				1	1	1	1	STAINLESS STEEL	6	WASHER	8
				1	1	1	1	STAINLESS STEEL	6	NUT	7
				1	1	1	1	BRASS	6	CRIMP SLEEVE	6
				1	1	-	-	STAINLESS STEEL	5	BODY	5
				-	-	1	1	STAINLESS STEEL	3	BODY	5
				1	1	1	1	PTFE	4	INSULATOR	4
				1	1	1	1	BERYLLIUM COPPER	4	CENTER SOCKET	3
				1	1	1	1	PTFE	2	INSULATOR	2
				1	1	-	-	STAINLESS STEEL	1	SHELL	1
				-	-	1	1	STAINLESS STEEL	1	SHELL	1
				2--1	2--0	1--1	1--0	MATERIAL		DESCRIPTION	ITEM
				2	1	2	1				

QUANTITY PER ASSY PARTS LIST

THIS DRAWING IS A CONTROLLED DOCUMENT.		DWN R.SMITH 05FEB04	Tyco Electronics Corporation Bideford, UK, EX39 4HE	
DIMENSIONS: mm		CHK S.PARLOW 05FEB04		
TOLERANCES UNLESS OTHERWISE SPECIFIED:		APVD F.WHEELER-KING 05FEB04	NAME	
0 PLC ± -		PRODUCT SPEC	SMA STRAIGHT BULKHEAD, JACK SOLDER PIN, CRIMP ATTACHMENT	
1 PLC ± -		108-3460	RG55B/U, 142B/U, 223/U, 400/U, KX23	
2 PLC ± -		APPLICATION SPEC	SIZE	CAGE CODE
3 PLC ± -		411-3276	A3	00779
4 PLC ± -		WEIGHT	DRAWING NO	
ANGLES ± -		-	C-1478961	
FINISH -		CUSTOMER DRAWING		RESTRICTED TO
SEE TABLE		SCALE 1:1		SHEET 1 OF 1
		REV A		